

NICHE TECHNOLOGIES PRIVATE LIMITED
(REGISTRAR & TRANSFER AGENT)
D-511 BAGREE MARKET, 5TH FLOOR, 71 B.R.B. BASU ROAD, KOLKATA - 700 001
PHONES : 2235-7271/7270/3070 2234-3576 FAX: 2215-6823
E-Mail : nichetechpl@nichetechpl.com

TO WHOMSOEVER IT MAY CONCERN


COMPANY : SALEM ERODE INVESTMENTS LTD.

ISIN : INE894E01028

THIS IS TO CERTIFY THE FOLLOWING :

| | AS ON 30/06/2016 | AS ON 31/03/2016 |
|-------------------------------|------------------|------------------|
| TOTAL NSDL POSITION : | 9187326 | 9187326 |
| TOTAL CDSL POSITION : | 176340 | 125900 |
| TOTAL DEMATERIALISED SHARES : | 9363666 | 9313226 |
| TOTAL PHYSICAL SHARES : | 2101854 | 2152294 |
| TOTAL ISSUED CAPITAL : | 11465520 | 11465520 |


FOR NICHE TECHNOLOGIES PVT. LTD.
(REGISTRAR & TRANSFER AGENT)



(AUTHORISED SIGNATORY)

PLACE : KOLKATA

DATE : 01.07.2016



LIST OF NSDL & CDSL DEMATS CONFIRMED FOR THE PERIOD FROM 01/04/2016 TO 30/06/2016

| Sr1 | DP-Id DP Name DRN No. | Client Id | Client Name and Joint Name(s) | Requested Quantity | Accepted Quantity | Rejected Rej. Quantity Code | DRF Receipt Date Ref. No. | Request/ Confirm Date | Da Elaj |
|--|-----------------------------|-----------|-------------------------------|-----------------------|----------------------|--------------------------------|---------------------------------|-----------------------------|------------|
| Total Demats Confirmed/Pending Controls for the Period : | | | | 50440 | 50440 | 0 | | | |

Company : SALEM ERUDE INVESTMENTS LTD

ISIN : INE894E01028

Summary of Demats Confirmed / Pending for the Period From 01/04/2016 To 30/06/2016

| | No. of Requests | No. of Shares |
|---|-----------------|---------------|
| 1. Total Demats Confirmed as Accepted : | 2 | 50440 |
| 2. Total Demats Pending : | 0 | 0 |
| 3. Above 21 Days Confirmed Demats as Accepted : | 0 | 0 |
| 4. Above 21 Days Pending Demats : | 0 | 0 |



Name of Listed Equity: SALEN ENDE INVESTMENTS LTD.

Scrip Code:

Shareholding Pattern Filed under: Reg. 31(1)(b) Quarter Ended: 30/06/2016

| Particulars | Yes | No |
|--|-----|----|
| 1 Whether the Listed Equity has Issued any Partly Paid up shares? | | No |
| 2 Whether the Listed Equity has Issued any Convertible Securities or Warrants? | | No |
| 3 Whether the Listed Equity has any shares against which Depository Receipts are issued? | | No |
| 4 Whether the Listed Equity has any shares in Locked-in? | | No |
| 5 Whether any shares held by Promoters are Fledge or otherwise encumbered? | | No |



TABLE I - SUMMARY STATEMENT HOLDINGS OF SPECIFIED SECURITIES

| Category of shareholders | Nos. of Shareholders | No. of Fully Paid-up Equity Shares Held | No. of Partly Paid-up Equity Shares | No. of Shares Total | Shareholding as per SCRR, 1957 as a % of (A+B+C) | Number of Voting Rights Held in each class of securities | | Underlying convertible securities (including share capital) as a % of (A)+(B)+(C) | Number of Locked in shares (XII) | Number of Shares pledged or otherwise encumbered (XIII) Held in dematerialized form |
|------------------------------------|----------------------|---|-------------------------------------|---------------------|--|--|----------------|---|----------------------------------|---|
| | | | | | | Class X | Class Y | | | |
| (I) | (II) | (III) | (IV) | (V) | (VI) | (VII) | (VIII) | (IX) | (X) | (XI) |
| (A) Promoter & Promoter Group | 3 | 8515240 | | 8515240 | 74.268 | 8515240 | 74.268 | | | |
| (B) Public | 520 | 2750280 | | 2750280 | 25.732 | 2750280 | 25.732 | | | |
| (C) Non Promoter - Non Public | | | | | | | | | | |
| (D) Shares underlying DRs | | | | | | | | | | |
| (E) Shares held by Employee Trusts | | | | | | | | | | |
| TOTAL | 523 | 11465520 | 11465520 | 11465520 | 100.000 | 11465520 | 100.000 | 100.000 | 100.000 | 9363666 |



TABLE II - STATEMENT SHOWING SHAREHOLDING PATTERNS OF THE PROMOTER AND PROMOTER GROUP

| Category of Shareholders | PAN | Nos. of fully paid-up equity shares held | No. of Participating Depository Shares held | Total No. of Shares held | Shareholding as per SOR, 1957 as a % of (648120) | Number of Voting Rights | Underlying securities convertible into voting shares | Number of Locked in Shares | Number of Shares (Number of pledged or otherwise Equity Shares) | |
|---|-----|--|---|--------------------------|--|-------------------------|--|----------------------------|---|------------------------|
| | | | | | | | | | encumbered | held in dematerialized |
| (A) Indians | | 2 | 648120 | 648120 | 55.978 | 648120 | 55.978 | 648120 | 55.978 | 648120 |
| (a) Individuals/Hindu Undivided Family | | | | | | | | | | |
| RUPNAMBAJI | | | 327120 | 327120 | 33.379 | 327120 | 33.379 | 327120 | 33.379 | 327120 |
| RUPNAMBARI | | | 299100 | 299100 | 22.598 | 299100 | 22.598 | 299100 | 22.598 | 299100 |
| (b) Central Government/State Government/Local Government | | | | | | | | | | |
| (c) Financial Institutions/Banks | | | | | | | | | | |
| (d) Any Other | | | | | | | | | | |
| Rupnam Investments Ltd. | | 1 | 2097120 | 2097120 | 18.291 | 2097120 | 18.291 | 2097120 | 18.291 | 2097120 |
| Rupnam Investments Ltd. | | | 2097120 | 2097120 | 18.291 | 2097120 | 18.291 | 2097120 | 18.291 | 2097120 |
| Clearing Members | | | | | | | | | | |
| Sub-Total (A)(1) | | 3 | 653240 | 653240 | 74.268 | 653240 | 74.268 | 653240 | 74.268 | 653240 |
| (C) Foreign | | | | | | | | | | |
| (a) Individuals (Non-Resident Individuals) | | | | | | | | | | |
| (b) Government | | | | | | | | | | |
| (c) Institutions | | | | | | | | | | |
| (d) Foreign Portfolio Investor | | | | | | | | | | |
| (e) Any Other | | | | | | | | | | |
| Sub-Total (C)(2) | | | | | | | | | | |
| Total Shareholding of Promoter and Promoter Group (A)-(C)(1)+(C)(2) | | 3 | 653240 | 653240 | 74.268 | 653240 | 74.268 | 653240 | 74.268 | 653240 |



TABLE III - STATEMENT SHOWING SHAREHOLDERSHIP OF THE PUBLIC SHAREHOLDER

| Category of shareholders | IRRI | Nos. of Shares (Total Nos.) | No. of Fully Paid-up Equity Shares Held | No. of Participating Shares (Total Nos.) | Shareholding (Calculated as per CSRS 1957) as a % of (94942) | Number of Voting Rights | | Number of Locked in shares (XXX) | Number of Shares (Number of total shares) | Number of Shares (Number of total shares) |
|--|------|-----------------------------|---|--|--|-------------------------|-----------------|----------------------------------|---|---|
| | | | | | | Class X (Less Y) | Class Y (Total) | | | |
| (A) | (B) | (C) | (D) | (E) | (F) | (G) | (H) | (I) | (J) | (K) |
| (1) Institutions | | | | | | | | | | |
| (a) Mutual Funds | | | | | | | | | | |
| (b) Venture Capital Funds | | | | | | | | | | |
| (c) Alternate Investment Funds | | | | | | | | | | |
| (d) Foreign Venture Capital Investors | | | | | | | | | | |
| (e) Foreign Portfolio Investors | | | | | | | | | | |
| (f) Financial Institutions/Banks | | | | | | | | | | |
| (g) Insurance Companies | | | | | | | | | | |
| (h) Provident Funds/Pension Funds | | | | | | | | | | |
| (i) Any Other | | | | | | | | | | |
| (2) Foreign Institutional Investors | | | | | | | | | | |
| (3) FI - Corporate | | | | | | | | | | |
| Sub-Total (B)(1) | | 2 | 84000 | 84000 | 0.733 | 84000 | 84000 | 84000 | 0.733 | 0.733 |
| (2) Central Government/State Cooperative Societies/President of India | | | | | | | | | | |
| Sub-Total (B)(2) | | | | | | | | | | |
| (3) Non-Institutions | | | | | | | | | | |
| (a) Individuals | | | | | | | | | | |
| (1) Individual shareholders holding nominal share capital up to Rs. 2 Lakhs | 511 | 2226540 | 2226540 | 2226540 | 19.457 | 2226540 | 2226540 | 2226540 | 19.457 | 300066 |
| (2) Individual shareholders holding nominal share capital in excess of Rs. 2 Lakhs | 1 | 467340 | 467340 | 467340 | 4.076 | 467340 | 467340 | 467340 | 4.076 | 467340 |
| (b) NRFCs registered with RBI | | | | | | | | | | |
| (c) Employee Trusts | | | | | | | | | | |
| (d) Overseas Depositors (holding DRs/Balancing figures) | | | | | | | | | | |
| (e) Any Other | | | | | | | | | | |
| (f) Bodies Corporate | | | | | | | | | | |
| (g) FI - Individual | | | | | | | | | | |
| (h) NRFCs / DEPs | | | | | | | | | | |
| (i) Trusts | | | | | | | | | | |
| (j) Clearing Members | | | | | | | | | | |
| Sub-Total (B)(3) | 512 | 2866280 | 2866280 | 2866280 | 24.997 | 2866280 | 2866280 | 2866280 | 24.997 | 849026 |
| Total Public Shareholding (B) = (B)(1)+(B)(2)+(B)(3) | 523 | 2950280 | 2950280 | 2950280 | 25.732 | 2950280 | 2950280 | 2950280 | 25.732 | 849026 |




TABLE IV - SUMMARY SCHEDULE INFORMATION OF THE NEW FINANCIAL - NEW PUBLIC SHAREHOLDERS

| Category of shareholders | IRN | Nos. of Shares/Paid-up Equity Shares held | No. of Fully Paid-up Equity Shares held | No. of Participating Shares held | Underlying Depository Receipts | Total Nos. of Shares held | Shareholding per SDB, JSEZ as a % of (A+B+C) | Number of Voting Rights held in each class of securities | | No. of securities underlying convertible securities | No. of Locked in shares | Number of Shares pledged or otherwise | Number of Shares from |
|--|-----|---|---|----------------------------------|--------------------------------|---------------------------|--|--|---------|---|-------------------------|---------------------------------------|-----------------------|
| | | | | | | | | Class X | Class Y | | | | |
| (1) Custodian DR holder | | | | | | | | | | | | | |
| (2) Employee Benefit Trust (under SEBI (Share based Employee Benefit) Regulations, 2014) | | | | | | | | | | | | | |
| Total Non-Provider - Non-Public Shareholding | | | | | | | | | | | | | |

(1) Custodian DR holder
 (2) Employee Benefit Trust (under SEBI (Share based Employee Benefit) Regulations, 2014)

