

NICHE TECHNOLOGIES PRIVATE LIMITED
(REGISTRAR & TRANSFER AGENT)
D-511 BAGREE MARKET, 5TH FLOOR, 71 B. R. B. BASU ROAD, KOLKATA,
PHONES : 2235-7271/7270/3070 2234-3576 FAX: 2215-66
E-Mail : nichetechpl@nichetechpl.com

TO WHOMSOEVER IT MAY CONCERN


COMPANY : SALEM ERODE INVESTMENTS LTD.

ISIN : INE894EO1028

THIS IS TO CERTIFY THE FOLLOWING :

	AS ON 30/09/2015	AS ON 30/06/2015
TOTAL NSDL POSITION :	8798900	8768300
TOTAL CDSL POSITION :	315840	339840
TOTAL DEMATERIALIZED SHARES :	9114740	9108340
TOTAL PHYSICAL SHARES :	2350780	2357180
TOTAL ISSUED CAPITAL :	11465520	11465520

FOR NICHE TECHNOLOGIES PVT. LTD.
(REGISTRAR & TRANSFER AGENT)



PLACE : KOLKATA

DATE : 01.10.2015

(AUTHORISED SIGNATORY)

SALEM ERODE INVESTMENTS LTD.

Authorised Signatory / Director

LIST OF NSDL & CDSL DEMATS CONFIRMED FOR THE PERIOD FROM 01/07/2015 TO 30/09/2015

Sr1	DP-Id DP Name DEN No.	Client Id	Client Name and Joint Name(s)	Requested Quantity	Accepted Quantity	Rejected Rej. Quantity Code	DEF Receipt Date	Request/ Confirm Date	Days Elapsed
-----	-----------------------------	-----------	-------------------------------	-----------------------	----------------------	--------------------------------	---------------------	-----------------------------	-----------------

Total Demats Confirmed/Pending Controls for the Period :	6400	6400	0
--	------	------	---

Company : SALEM ERODE INVESTMENTS LTD

ISIN : INE894E01028

Summary of Demats Confirmed / Pending for the Period From 01/07/2015 To 30/09/2015

	No. of Requests	No. of Shares
1. Total Demats Confirmed as Accepted :	1	6400
2. Total Demats Pending :	0	0
3. Above 21 Days Confirmed Demats as Accepted :	0	0
4. Above 21 Days Pending Demats :	0	0



SALEM ERODE INVESTMENTS LTD.

 Authorised Signatory / Director

(I)(a) STATEMENT SHOWING SHAREHOLDING PATTERN

Name of the Company: SALEM ERODE INVESTMENTS LTD.

Scrip Code: Name of the Scrip:

Class of security:

Quarter Ended: 30/09/2015

Page: 1

Partly paid-up shares:-	No. of partly paid-up shares	As a % of total no. of partly paid-up shares	As a % of total no. of shares of the company
-------------------------	------------------------------	--	--

Held by promoter/promoter group

Held by public
Total - D

Outstanding convertible securities:-	No. of outstanding securities	As a % of total no. of outstanding convertible securities	As a % of total no. of shares of the company, assuming full conversion of the convertible securities
--------------------------------------	-------------------------------	---	--

Held by promoter/promoter group

Held by public
Total - E


Warrants:-	No. of warrants	As a % of total no. of warrants	As a % of total no. of shares of the company, assuming full conversion of warrants
------------	-----------------	---------------------------------	--

Held by promoter/promoter group

Held by public
Total - F

Total paid-up capital of the company, assuming full conversion of warrants and convertible securities	11465520
---	----------

SALEM ERODE INVESTMENTS LTD.



Authorised Signatory / Director



Category Code	Category of Shareholders	Number of shareholders	Total number of shares	Number of shares held in Demat Form	As a % of (A+B)	As a % of (A+B+c)	Number of Pledged shares	As a percentage (ix)=(viii/iv*100)
(i)	(ii)	(iii)	(iv)	(v)	(vi)	(vii)	(viii)	(ix)=(viii/iv*100)
(A)	Total Shareholding of Promoter & Promoter Group							
(1)	Indian							
(a)	Individual/HUF	2	6419120	6418120	55.986	55.986	Nil	Nil
(b)	Central Govt. / State Govt.	Nil	Nil	Nil	Nil	Nil	Nil	Nil
(c)	Bodies Corporate	1	2097120	2097120	18.291	18.291	Nil	Nil
(d)	Fin. Institutions / Bank	Nil	Nil	Nil	Nil	Nil	Nil	Nil
(e)	Any Other	Nil	Nil	Nil	Nil	Nil	Nil	Nil
	Sub-Total of (A)(1)	3	8516240	8515240	74.277	74.277	Nil	Nil
(2)	Foreign							
(a)	Individuals (NRIs/Foreign)	Nil	Nil	Nil	Nil	Nil	Nil	Nil
(b)	Bodies Corporate	Nil	Nil	Nil	Nil	Nil	Nil	Nil
(c)	Institutions	Nil	Nil	Nil	Nil	Nil	Nil	Nil
(d)	Qualified Foreign Investors	Nil	Nil	Nil	Nil	Nil	Nil	Nil
(e)	Any Other	Nil	Nil	Nil	Nil	Nil	Nil	Nil
	Sub-Total of (A)(2)	Nil	Nil	Nil	Nil	Nil	Nil	Nil
	Shareholding of Promoter & Promoter Group (A) = A1+A2	3	8516240	8515240	74.277	74.277	Nil	Nil
(B)	Public Shareholding							
(1)	Institutions							
(a)	Mutual Funds / UTI	Nil	Nil	Nil	Nil	Nil	NA	NA
(b)	Fin. Institutions / Banks	2	84000	Nil	0.733	0.733	NA	NA
(c)	Central Govt. / State Govt.	Nil	Nil	Nil	Nil	Nil	NA	NA
(d)	Venture Capital	Nil	Nil	Nil	Nil	Nil	NA	NA
(e)	Insurance Company	Nil	Nil	Nil	Nil	Nil	NA	NA
(f)	Foreign Inst. Investors	Nil	Nil	Nil	Nil	Nil	NA	NA
(g)	Foreign VC Investors	Nil	Nil	Nil	Nil	Nil	NA	NA
(h)	QFI - Corporate	Nil	Nil	Nil	Nil	Nil	NA	NA
(i)	Any Other	Nil	Nil	Nil	Nil	Nil	NA	NA
	Sub-Total (B)(1)	2	84000	Nil	0.733	0.733	NA	NA
(2)	Non-Institutions							
(a)	Bodies Corporate	7	391840	301440	3.418	3.418	NA	NA
(b)	Individuals							
	i. Individual Shareholders Holding Nominal Share Upto Rs. 1 Lakh	133	498170	51910	4.345	4.345	NA	NA
	ii. Individual Shareholders Holding Nominal Share greater than Rs. 1 Lakh	83	1975270	246150	17.228	17.228	NA	NA
(c)	QFI - Individual	Nil	Nil	Nil	Nil	Nil	NA	NA
(d)	Any Other	Nil	Nil	Nil	Nil	Nil	NA	NA
	Sub-Total (B)(2)	223	2865280	599500	24.990	24.990	NA	NA
	Total Public Shareholding (B) = (B)(1) + (B)(2)	225	2949280	599500	25.723	25.723	NA	NA
	TOTAL (A)+(B)	228	11463520	9114740	100.000	100.000	Nil	Nil
(C)	Shares held by Custodians And against which DRs have been issued	Nil	Nil	Nil	Nil	Nil	NA	NA
(1)	Promoter and Promoter group	Nil	Nil	Nil	Nil	Nil	NA	NA
(2)	Public	Nil	Nil	Nil	Nil	Nil	NA	NA
	GRAND TOTAL (A)+(B)+(C)	228	11463520	9114740	100.000	100.000	Nil	Nil

SALEM ERODE INVESTMENTS LTD.

Authorised Signatory / Director

ERODE INVESTMENTS LTD.


Statement showing holding of securities (including shares, warrants, convertible securities) of persons belonging to the category [Promoter & Promoter Group] As on 30/07/2015

Name of the shareholder	Details of Shares Held		Encumbered shares(*)		Details of warrants			Details of Convertible Securities		Total shares (including underlying shares assuming full conversion of warrants and convertible securities) as a % of diluted share capital
	Number of Shares held	As a % of grand total (A)+(B)+(C)	Number of Pledged Shares held	As a percentage of grand total (A)+(B)+(C) of sub-clause (I)(a)	Number of warrants held	As a % of total warrants of the same Class	Number of convertible securities held	As a % of total convertible securities of the same class		
(ii)	(iii)	(iv)	(v)	(vi)=(v)/(iii)*100	(vii)	(ix)	(x)	(xi)	(xii)	
ARA INVESTMENTS LTD.	2097120	18.291	0	0.000	0	0.000	0	0.000	18.291	
USUM KANDRIA	3827120	33.379	0	0.000	0	0.000	0	0.000	33.379	
ADMA KANDRIA	2592000	22.607	0	0.000	0	0.000	0	0.000	22.607	
DIAL	8516240	74.277	0	0.000	Nil	Nil	Nil	Nil	74.277	

SALIM KANDRIA



Authorised Signatory / Director



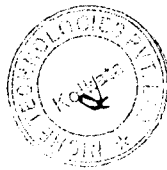
DE INVESTMENTS LTD.

Statement showing holding of securities (including shares, warrants, convertible securities) of persons belonging to the category [PUBLIC] and holding more than 1.000(%) of the total number of shares as on 30/07/2015

(s) of the shareholder	Number of Shares held	Shares as a percentage of total number of shares (i.e., Grand Total (A)+(B)+(C) indicated in Statement at para (I)(a) above)	Details of Warrants		Details of convertible Securities		Total shares (including underlying shares assuming full conversion of warrants and convertible securities) as a % of diluted share capital
			Number of Warrants held	As a % of total warrants	Number of convertible securities held	% of total convertible securities of same class	
RY SUPPLIERS PVT LTD	221440	1.931	0	0.000	0	0.000	1.931
Y HATIRBASIA	158400	1.382	0	0.000	0	0.000	1.382
L	379840	3.313	Nil	Nil	Nil	Nil	3.313

SALEM ERODE INVESTMENTS LTD.

Authorized Signatory / Director




i) Statement showing holding of securities (including shares, warrants, convertible securities) of persons (together with PAC) belonging to the category [PUBLIC] and holding more than 5.000(%) of the total number of shares of the company as on 30/09/2013


e(s) of the shareholder and Persons Acting in Concert	Number of Shares held	Shares as a percentage of total number of shares (i.e., Grand Total (A)+(B)+(C) indicated in Statement at para (I)(a) above)	Details of Warrants As a % of total Warrants held of warrants of the same Class	Details of convertible Securities % of total convertible securities of the same class	Total Shares (including underlying shares assuming full conversion of warrants and convertible securities) as a % of diluted share capital
	Nil	Nil	Nil	Nil	Nil

SALEM GROUPE INVESTMENTS LTD.

Authorised Signatory / Director



Sl. No.	Name(s) of the Shareholder	Category of Shareholders (Promoter/ Public)	Number of Locked-in Shares	% to Total
1.			Nil	NIL



SALEM ERODE INVESTMENTS LTD.

[Handwritten Signature]
Authorised Signatory / Director

Sr1. Type of Outstanding DR (ADRs, GDRs, SDRs, etc)	Number of Outstanding DRs	Number of Shares underlying outstanding DRs	Shares underlying Outstanding DRs as a Percentage of total number of shares (ie. Grand total(A)+(B)+ (C) indicated in Statement at para (I)(a) above)
--	---------------------------------	---	--

1. Nil

Nil

Nil

Nil



SALEM ERODE INVESTMENTS LTD.

Authorized Signatory / Director

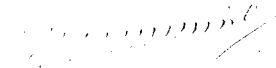
SALEM ERODE INVESTMENTS LTD.

(II)(b) STATEMENT SHOWING DETAILS OF DEPOSITORY RECEIPTS (DRs), WHERE UNDERLYING SHARES HELD BY 'PROMOTER/PROMOTER GROUP' ARE IN EXCESS OF 1% OF THE TOTAL NO. OF SHARES

Page: 1

Sr1.	Name of the DR Holder	Type of outstanding DR (ADRs, GDRs, SDRs, etc.) DRs	Number of Shares Underlying outstanding DRs	Shares underlying Outstanding DRs as Percentage of total number of shares (ie. Grand total(A)+(B)+(C) indicated in statement at para (I)(a) above
1.	N11	N11	N11	N1L
2.	N11	N11	N11	N1L
TOTAL		N11	N11	N1L

SALEM ERODE INVESTMENTS LTD.


Authorized Signatory / Director

