

Kolkata  
30/6/13  
SW

NICHE TECHNOLOGIES PRIVATE LIMITED  
( REGISTRAR & TRANSFER AGENT )  
D-511 BAGREE MARKET, 5TH FLOOR, 71 B.R.B. BASU ROAD, KOLKATA  
PHONES : 2235-7271/7270/3070 2234-3576 FAX: 2215-68  
E-Mail : nichetechpl@nichetechpl.com

TO WHOMSOEVER IT MAY CONCERN  
=====

COMPANY : SALEM ERODE INVESTMENTS LTD.

ISIN : INE894E01010

THIS IS TO CERTIFY THE FOLLOWING :

	AS ON 30/06/2013	AS ON 31/03/2013
TOTAL NSDL POSITION :	NIL **	NIL **
TOTAL CDSL POSITION :	3848	3848
TOTAL DEMATERIALISED SHARES :	3848	3848
TOTAL PHYSICAL SHARES :	139471	139471
TOTAL ISSUED CAPITAL :	143319	143319

\*\* => NOT ADMITTED IN NSDL-DEPOSITORY

FOR NICHE TECHNOLOGIES PVT. LTD.  
(REGISTRAR & TRANSFER AGENT)



( AUTHORISED SIGNATORY )

PLACE : KOLKATA

DATE : 01.07.2013

(1) (a) STATEMENT SHOWING SHAREHOLDING PATTERN

Name of the Company: GAI (MERODE INVESTMENTS LTD.

ISIN Code: Name of the Scrip:

Quarter Ended: 30/06/2013

Class of security:

Page: 1

Partly paid up shares:-	No. of partly paid-up shares	As a % of total no. of partly paid-up shares	As a % of total no. of shares of the company
Held by promoter/promoter group			
Held by public			
Total - D			
Outstanding convertible securities:-	No. of outstanding securities	As a % of total no. of outstanding convertible securities	As a % of total no. of shares of the company, assuming full conversion of the convertible securities
Held by promoter/promoter group			
Held by public			
Total - E			
Warrants:-	No. of warrants	As a % of total no. of warrants	As a % of total no. of shares of the company, assuming full conversion of warrants
Held by promoter/promoter group			
Held by public			
Total - F			
Total paid-up capital of the company, assuming full conversion of warrants and convertible securities			
	143319		



Category of Shareholders	Number of shareholders	Total number of shares	Number of shares held in Denat Form	As a % of (A+B)	As a % of (A+B+c)	Number of Pledged shares	As a percentage (ix)=(viii/iv*100)
(ii)	(iii)	(iv)	(v)	(vi)	(vii)	(viii)	(ix)

**Total Shareholding of Promoter & Promoter Group**

Indian			Nil	30.282	30.282	Nil	Nil
Individual/HUF	2	43400	Nil	Nil	Nil	Nil	Nil
Central Govt./ State Govt.	Nil	Nil	Nil	43.995	43.995	Nil	Nil
Bodies Corporate	2	63053	Nil	Nil	Nil	Nil	Nil
Fin. Institutions / Bank	Nil	Nil	Nil	Nil	Nil	Nil	Nil
Any Other	Nil	Nil	Nil	Nil	Nil	Nil	Nil
Sub-Total of (A)(1)	4	106453	Nil	74.277	74.277	Nil	Nil
Foreign			Nil	Nil	Nil	Nil	Nil
Individuals (NRIs/Foreign)	Nil	Nil	Nil	Nil	Nil	Nil	Nil
Bodies Corporate	Nil	Nil	Nil	Nil	Nil	Nil	Nil
Institutions	Nil	Nil	Nil	Nil	Nil	Nil	Nil
Qualified Foreign Investors	Nil	Nil	Nil	Nil	Nil	Nil	Nil
Any Other	Nil	Nil	Nil	Nil	Nil	Nil	Nil
Sub-Total of (A)(2)	Nil	Nil	Nil	Nil	Nil	Nil	Nil
Shareholding of Promoter & Promoter Group (A) = A1+A2	4	106453	Nil	74.277	74.277	Nil	Nil

**Public Shareholding**

Institutions			Nil	Nil	Nil	NA	NA
Mutual Funds / UTI	2	1050	Nil	0.733	0.733	NA	NA
Fin. Institutions / Banks	Nil	Nil	Nil	Nil	Nil	NA	NA
Central Govt./ State Govt.	Nil	Nil	Nil	Nil	Nil	NA	NA
Venture Capital	Nil	Nil	Nil	Nil	Nil	NA	NA
Insurance Company	Nil	Nil	Nil	Nil	Nil	NA	NA
Foreign Inst. Investors	Nil	Nil	Nil	Nil	Nil	NA	NA
Foreign VC Investors	Nil	Nil	Nil	Nil	Nil	NA	NA
Qualified Foreign Investors	Nil	Nil	Nil	Nil	Nil	NA	NA
Any Other	2	1050	Nil	0.733	0.733	NA	NA
Sub-Total (B)(1)							

**Non-Institutions**

Bodies Corporate	7	3180	950	2.219	2.219	NA	NA
Individuals							
i. Individual Shareholders	220	32636	2898	22.772	22.772	NA	NA
Holding Nominal Share Upto Rs.1 Lakh			Nil	Nil	Nil	NA	NA
ii. Individual Shareholders	Nil	Nil	Nil	Nil	Nil	NA	NA
Holding Nominal Share greater than Rs.1 Lakh			Nil	Nil	Nil	NA	NA
Qualified Foreign Investors	Nil	Nil	Nil	Nil	Nil	NA	NA
Any Other	227	35816	3848	24.990	24.990	NA	NA
Sub-Total (B)(2)							

**Total Public Shareholding (B) = (B)(1) + (B)(2)**

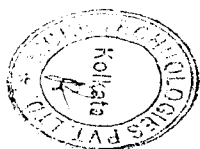
Total Public Shareholding (B)	229	36866	3848	25.723	25.723	NA	NA
TOTAL (A)+(B)	233	143319	3848	100.000	100.000	Nil	Nil

Shares held by (a) students and against which bills have been issued	Nil	Nil	Nil	Nil	Nil	NA	NA
(b) Promoter and transfer of shares	Nil	Nil	Nil	Nil	Nil	NA	NA
(c) Public							
	233	143319	3848	100.000	100.000	Nil	Nil

ALEM ERODE INVESTMENTS LTD.


(1)(b) Statement showing holding of securities (including shares, warrants, convertible securities) of persons belonging to the category [Promoter & Promoter Group] As on 30/06/2013

Sl. No. Name of the shareholder	Details of Shares Held				Encumbered shares(*)		Details of warrants				Details of Convertible Securities		Total shares (including underlying shares assuming full conversion of warrants and convertible securities) as a % of diluted share capital
	Number of Shares held	As a % of grand total (A)+(B)+(C)	Number of Shares held	As a percentage of grand total (A)+(B)+(C)	Number of Warrants held	As a % of total warrants	Number of convertible securities held	As a % of total convertible securities	Number of convertible securities of the same class	As a % of diluted share capital			
(i)	(ii)	(iii)	(iv)	(v)	(vi)	(vii)	(viii)	(ix)	(x)	(xi)	(xii)		
1. TARA INVESTMENTS LTD.	26214	18.291	0	0.000	0	0.000	0	0.000	0	0.000	18,291		
2. TINNEVELLY TUTICORIN INVESTMENTS LTD.	36839	25.704	0	0.000	0	0.000	0	0.000	0	0.000	25,704		
3. KUSUM KANDRIA	11009	7.675	0	0.000	0	0.000	0	0.000	0	0.000	7,675		
4. PADMA KANDRIA	32400	22.607	0	0.000	0	0.000	0	0.000	0	0.000	22,607		
<b>TOTAL</b>	<b>106453</b>	<b>74.277</b>	<b>0</b>	<b>0.000</b>	<b>0</b>	<b>0.000</b>	<b>Nil</b>	<b>Nil</b>	<b>Nil</b>	<b>Nil</b>	<b>74,277</b>		



LEM ERODE INVESTMENTS LTD.  
 (c)(i) Statement showing holding of securities (including shares, warrants, convertible securities) of persons belonging to the category [PUBLIC] and holding more than 1.000(%) of the total number of shares as on 30/06/2013


1. Name(s) of the shareholder	Number of Shares held	Shares as a percentage of total number of shares (i.e., Grand Total (A)+(B)+(C) indicated in Statement at para (I) (a) above)	Details of Warrants		Details of convertible Securities		Total shares (including underlying shares assuming full conversion of warrants and convertible securities) as a % of diluted share capital
			Number of Warrants held	As a % of total Warrants held	Number of convertible securities held	% of total convertible securities of same class	
1. PANDICHERRI PATHROSE ZIBI JOSE .	2668	1.862	0	0.000	0	0.000	1.862
<b>TOTAL</b>	<b>2668</b>	<b>1.862</b>	<b>Nil</b>	<b>Nil</b>	<b>Nil</b>	<b>Nil</b>	<b>1.862</b>



SALEM ERODE INVESTMENTS LTD.  
 (II)(c)(ii) Statement showing holding of securities (including shares, warrants, convertible securities) of persons (together with PAC) belonging to the category [PUBLIC] and holding more than 5,000(%) of the total number of shares of the company as on 30.06.2023  
 Page: 2

Srl. Name(s) of the shareholder and the Persons Acting in Concert (PAC) with them	Number of Shares held	Shares as a percentage of total number of shares (i.e., Grand Total (A)+(B)+(C) indicated in Statement at para (I)(a) above)	Details of Warrants		Details of convertible Securities		Total shares (including underlying shares assuming full conversion of warrants and convertible securities) as a % of diluted share capital
			Number of Warrants held	As a % of total warrants	Number of convertible securities held	% of total convertible securities of same class	
	NIL	NIL	NIL	NIL	NIL	NIL	NIL

1.



LEM ERODE INVESTMENTS LTD.  
(1)(d) STATEMENT SHOWING DETAILS OF LOCKED-IN SHARES AS ON 30/06/2013

Page

Srl. Name(s) of the Shareholder	Category of Shareholders Locked-in Shares (Promoter/ Public)	Number of Shares	Total
---------------------------------	--	------------------	-------

1.	NIL	NIL	NIL
----	-----	-----	-----

02

SALEM FRODE INVESTMENTS LTD.  
 (II)(a) STATEMENT SHOWING DETAILS OF DEPOSITORY RECEIPTS (DRs)

Page: \_\_\_\_\_

Srl. Type of Outstanding DR (ADRs, GDRs, SDRs, etc)	Number of Outstanding DRs	Number of Shares underlying outstanding DRs	Shares underlying Outstanding DRs as a Percentage of total number of shares (ie. Grand total(A)+(B)+ (C) indicated in Statement at para (I)(a) above)
1. Nil	Nil	Nil	Nil

*(Handwritten mark)*



SALEM ERODE INVESTMENTS LTD.  
 (ii) (b) STATEMENT SHOWING DETAILS OF DEPOSITORY RECEIPTS (DRs), WHERE UNDERLYING SHARES HELD BY 'PROMOTER/PROMOTER GROUP' ARE IN EXCESS OF 1% OF THE TOTAL VOTING SHARES

Srl. Name of the DR Holder	Type of outstanding DR (ADRs, GDRs, SDRs, etc.) DRs	Number of Shares Underlying outstanding DRs	Shares underlying:	
			Outstanding DRs as Percentage of total number of shares (ie. Grand total (A) + (B) + (C) indicated in statement at para (I)(a) above	
1. Nil		Nil	Nil	Nil
2. Nil		Nil	Nil	Nil
TOTAL		Nil	Nil	Nil

